

# AG WELD, INC.

- ◆ Manufacturing
- ◆ Hardfacing
- ◆ Farm Tool Distributors



**HOTLINE**

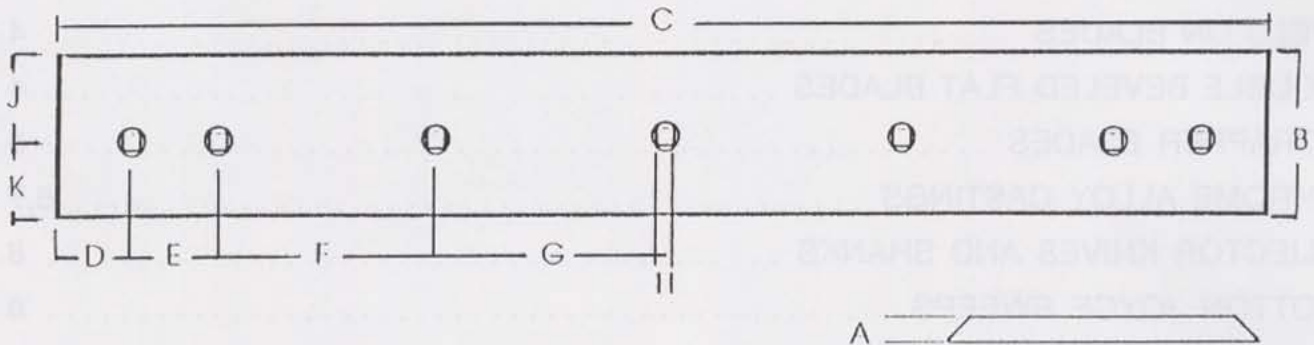
Phone: 661-758-3061 Fax: 661-758-2879

# Table of Contents

CUSTOM BLADE INFORMATION .....	2
GRADER BLADES.....	3
GANNON BLADES .....	3
WELD ON BLADES .....	4
DOUBLE BEVELED FLAT BLADES .....	4
SCRAPPER BLADES .....	5
CHROME ALLOY CASTINGS .....	6,7
INJECTOR KNIVES AND SHANKS .....	8
COTTON JOYCE SWEEPS .....	8
ULTRA WING COTTON SWEEPS .....	9
CHISEL PLOW SWEEPS .....	9
FIELD CULTIVATOR SWEEP .....	10
ALABAMA SWEEPS .....	10
COMBINATION SWEEP SHOVEL .....	11
FURROWERS .....	12
VEGETABLE KNIVES .....	13
DANISH STYLE CULTIVATOR PARTS .....	13
PLOW SHARES .....	14
REVERSIBLE DOUBLE END POINTS .....	15,16
RIPPER POINTS .....	17, 18, 19
RIPPER SHANKS .....	20
TOOL BAR SHANKS & CULTIVATOR SHANKS .....	21
TOOL BAR SPACERS .....	22
FLAILS .....	22
TOOL BAR CLAMPS, CAPS, STRAPS, FOOTPIECES & SHANKS .....	23
AMERICAN MADE A-FRAME .....	24
MULCHER TEETH .....	24
LISTER ACCESSORIES .....	25
CLOD BREAKER .....	25
DISK BLADES .....	26
SLED RUNNERS .....	26
STEEL ROLLER RINGS .....	27
BEARING GUARDS .....	27
DISK SCRAPERS .....	27

## CUSTOM BLADE INFORMATION

Please provide the following information to make your blade.




- |    |                                   |       |
|----|-----------------------------------|-------|
| A. | Thickness of material             | _____ |
| B. | Width of material                 | _____ |
| C. | Length of material                | _____ |
| D. | Distance to center of 1st hole    | _____ |
| E. | Centers from 1st hole to 2nd hole | _____ |
| F. | Centers from 2nd hole to 3rd hole | _____ |
| G. | Centers from 3rd hole to 4th hole | _____ |
| H. | Bolt Size                         | _____ |
| I. | Distance from hole to top         | _____ |
| J. | Distance from hole to top         | _____ |
| K. | Plow bolts or carriage bolts      | _____ |
| L. | Top or bottom countersink         | _____ |


Depending on the length of the blade, there may be several more hole centers like EE, F and G. Most of the time these hole centers are the same, but you need to check each hole center because in some homemade blades each hole center may differ slightly. It is very important to make you measurements accurate.

# Grader Blades (carbon)

C = Center Punching



AT28-6C




AT28-5

Part No.	Description	Weight	Part No.	Description	Weight
AT27-5	1/2 x 5 x 60	43	AT28-9	5/8 x 6 x 108	97
AT27-6	1/2 x 6 x 72	52	AT28-9C	5/8 x 6 x 108	97
AT27-7	1/2 x 6 x 84	61	AT28-10	5/8 x 6 x 108	109
AT27-8	1/2 x 6 x 96	70	AT30-5	5/8 x 8 x 60	77
AT27-10	1/2 x 6 x 120	87	AT30-6	5/8 x 8 x 72	92
AT28-5	5/8 x 6 x 60	54	AT30-7	5/8 x 8 x 84	107
AT28-5C	5/8 x 6 x 60	54	AT30-8	5/8 x 8 x 96	122
AT28-6	5/8 x 6 x 72	65	AT34-6	3/4 x 8 x 72	111
AT28-6C	5/8 x 6 x 72	65	AT34-7	3/4 x 8 x 84	129
AT28-7	5/8 x 6 x 84	75	AT28-6HT	5/8 x 6 x 72	65
AT28-7C	5/8 x 6 x 84	75	AT28-7HT	5/8 x 6 x 84	75
AT28-8	5/8 x 6 x 96	86	AT34-6HT	3/4 x 8 x 72	111
AT28-8C	5/8 x 6 x 96	86	AT34-7HT	3/4 x 8 x 84	129

# Gannon Blades

Part No.	Description	Weight	Part No.	Description	Weight
E421	1/2 x 6 x 79 5/8	58	E211	1/2 x 6 x 71 5/8	52
E021	1/2 x 6 x 64 5/8	47	H491	1/2 x 6 x 75 5/8	54
E1021	1/2 x 6 x 83 5/8	60			

# Weld on Blades



W128

Part No.	Description	Weight
W128	1/2 x 8	13.6
W110	1 x 10	34
W112	1 x 12	40.8
W584	5/8 x 4	8.5
W585	5/8 x 5	10.6
W586	5/8 x 6	12.7
W588	5/8 x 8	17
W5810	5/8 x 10	21.2
W5812	5/8 x 12	25.4
W345	3/4 x 5	12.7
W346	3/4 x 6	15.3
W348	3/4 x 8	20.4
W3410	3/4 x 10	25.4
W3412	3/4 x 12	30.6
W3416	3/4 x 16	40.8

Part No.	Description	Weight
W383	3/8 x 3	3.8
W384	3/8 x 4	5.1
W385	3/8 x 5	6.3
W386	3/8 x 6	7.6
W123	1/2 x 3	5.1
W124	1/2 x 4	6.8
W125	1/2 x 5	8.5
W126	1/2 x 6	10.2
W127	1/2 x 7	11.9

## BLADE HARDFACING - PRICED PER FOOT

Part No.	Description	Weight	Part No.	Description	Weight
BH38	3/8		BH34	3/4	
BH12	1/2		BH10	1	
BH58	5/8				

# Double Beveled Flat Blades

(are made to order)



DBF1206

Part No.	Description	Weight
DBF1205	1/2 x 5	8.5
DBF1206	1/2 x 6	10.2
DBF1208	1/2 x 8	13.6
DBF5806	5/8 x 6	15.3
DBF5808	5/8 x 8	27.2
DBF3408	3/4 x 8	20.4
DBF3410	3/4 x 10	25.5
DBF3412	3/4 x 12	35.7
DBF3416	3/4 x 16	40.8

Part No.	Description	Weight
DBF3804	3/8 x 4	5.10
DBF3805	3/8 x 5	6.38
DBF3806	3/8 x 6	7.65

# Scraper Blades

Part No.	Description	Weight	Part No.	Description	Weight
----------	-------------	--------	----------	-------------	--------

## BE GE

BG6	1/2 x 6 x 72	45.9	BG8	1/2 x 6 x 96	61.2
BG7	1/2 x 6 x 84	53.5	BG10	1/2 x 6 x 120	76.5

## BIG OX

B08	1/2 x 6 x 96	81.6	B012	1/2 x 6 x 144	122.4
B010	1/2 x 6 x 120	102			

## JOHN DEERE

Part No.	Description	Weight	Part No.	Description	Weight
JD8	1/2 x 6 x 95	81.6	JD12	1/2 x 6 x 144	122.4
JD10	1/2 x 6 x 120	102			

## ATLAS

ATL8	3/8 x 6 x 95	61.2	ATL12	3/8 x 6 x 143	91.8
ATL10	3/8 x 6 x 119	76.5	ATL14	3/8 x 6 x 167	107.1

## YONKER & JOHNSON

Part No.	Description	Weight	Part No.	Description	Weight
YJ12	3/8 x 3 x 144	45.6			

## MARVIN LANDPLANE

MAR10	3/8 x 4.5 x 120	57	MARVT24	3/8 x 5 x 288	151.2
MAR12	3/8 x 4.5 x 144	68.4	MARVT20	3/8 x 5 x 240	126
MAR14	3/8 x 4.5 x 168	79.8	MARLZ16	1/2 x 6 x 192	163.2
MAR15	3/8 x 4.5 x 180	85.5	MAR15YRD	3/4 x 10 x 167	353.57
MAR16	3/8 x 4.5 x 192	91.2			

## TOWNER

Part No.	Description	Weight	Part No.	Description	Weight
TNR6	1/2 x 6 x 72	45.9	TNR8	1/2 x 6 x 96	61.2
TNR7	1/2 x 6 x 84	53.5	TNR10	1/2 x 6 x 120	76.5

## MURRAY

MU-8	1/2 x 6 x 95.5	81.6	MU-12	1/2 x 6 x 143.5	122.4
MU-8	1/2 x 6 x 119.5	102			

## REYNOLDS

REN145	3/3 x 10 x 145	304.8	REN175	3/4 x 10 x 175	368.3
REN165	3/4 x 10 x 165	355.6	REN192	3/4 x 10 x 192	406.4
REN168N	3/4 x 10 x 168	357	REN348	3/4 x 8 x 168	285.6

# Chrome Alloy Castings

Part No.	Description	Weight
DNC-002	FRONT SWEPT KNIFE CHROME	.75
DNC-004	FRONT SWEPT KNIFE CHROME	1.232
DNC-030	FRONT SWEPT KNIFE CHROME	1.6
DNC-013S	BACK SWEPT CHROME	1.28
DNC-112	STRAIGHT TUBE PROTECTOR	.39
DNC-657G	JOHN DEERE SPEAR POINT	1
DNC-657D	SPEAR POINT	1
DNC-658	REPLACEMENT SHANK TIP	.58
DNC-113	POINT TIP	.32
DNC-116	SMALL SWEEP TIP	.2
DNC-120	MEDIUMSWEEP TIP	.35
DNC-107	2' CHISEL TIP	.644
DNC-127	14' SWEEP EDGE	1.1
DNC-105	6' SWEEP EDGE	.3
DNC-103	SWEEP TIP	.25
DNC-110L	PLOWSHARE TIP LEFT SIDE	.6
DNC110R	PLOWSHARE TIP RIGHT SIDE	.6
DNC-109	MULCHER TOOTH EDGE	.5
DNC-031	SHANK TIP (RIVET ON)	.4
DNC-053	SHANK TIP (WELD ON)	.41
DNC-087	LISTER TIP	2
DNC-178-6B	1 7/8 x 6 BULL NOSE	1.12
DNC-2531	2-1/2 x 10 BULL NOSE	4.4
DNC-507D	2-3/8 x 12 BULL NOSE	5
DNC-900R	3 x 15 BULL NOSE	8
DNC-042	2 x 12 FLAT CHROME	1.6
DNC-200-4F	2 x 4 FLAT CHROME	.69
DNC-212-4F	2-1/2 x 4 FLAT CHROME	1
178-312F	1-1/8 x 3-1/2 FLAT CHROME	.6
238-12F	2-3/8 x 12 FLAT CHROME	3.75
238-3F	2-3/8 x 3 FLAT CHROME	.71
278-3F	2-7/8 x 3 FLAT CHROME	.88



DNC-002



DNC-004




DNC-030



DNC-013S




DNC-112 DNC-114



DNC-657G



DNC-658



DNC-113



DNC-116



DNC-107



DNC-127



DNC-110L DNC-110R

# Chrome Alloy Castings (cont.)

Part No.	Description	Weight
234-12F	2-3/4 x 12 FLAT CHROME	3.18
278-12F	2-7/8 x 12 FLAT CHROME	3
338-12F	3-3/8 x 12 FLAT CHROME	4.46
438-12F	4-3/8 x 12 FLAT CHROME	5.31
538-15F	5-3/8 x 15 FLAT CHROME	11.19
214-714W	2-1/4 x 7-1/4 WEDGE CHROME	2.25
238-12W	2-3/8 x 12 WEDGE CHROME	4.13
278-12W	2-7/8 x 12 WEDGE CHROME	5.94
338-12W	3-3/8 x 12 WEDGE CHROME	6.5
438-12W	4-3/8 x 12 WEDGE CHROME	9.5
538-15W	5-3/8 x 15 WEDGE CHROME	16.38
SGF125	SHIN GUARD FLAT	.8
SGF150	SHIN GUARD FLAT	1.17
SGR125	SHIN GUARD ROUND	2.6
SGR150	SHIN GUARD ROUND	3.6
SGR175	SHIN GUARD ROUND	4
SGR225	SHIN GUARD ROUND	5.32
SGR278	SHIN GUARD ROUND	7
DNC-940	1-1/4" TRIANGLE CHROME	3.66
DNC-938	3/8" TRIANGLE CHROME	.17
DNC-912	1/2" TRIANGLE CHROME	.26
DNC-934	3/4" TRIANGLE CHROME	.34



DNC-109



DNC-031



DNC-053



DNC-087



DNC-900R



DNC-234-12F



278-12W



SGR-125



DNC-912 DNC-940



DNC-033



# Injector Knives & Shanks

Part No.	Description	Weight
<b>BACKSWEEP KNIVES</b>		
6638C	13" KNIFE, CHROME CUTTING EDGE	3.75
6638TC	13" KNIFE, LIQUID TUBE & CHROME	4.00
6638DTC	13" KNIFE, 2" FERTILIZER TUBE & CHROME	4.70
6638TPC	13" KNIFE, LIQUID TUBE, CHROME & TUBE PROTECTOR	4.75
N19TPC	1/2" x 15" KNIFE W/TUBE PROTECTOR	4.70



6638 TPC



6638 TC

<b>FRONT SWEEP KNIFE</b>		
707TC	15" KNIFE LIQUID TUBE & CHROME	5.25
707TPC	15" KNIFE LIQUID TUBE & CHROME W/TUBE PROTECTOR	5.75

<b>INJECTOR SHANK</b>		
FS1336	1 x 3 x 36 PLAIN SHANK LIQUID TUBE	30.5
FS1336TH	1 x 3 x 36 HARDFACED SHANK W/TUBE	31.0
FS1336TC	1 x 3 x 36 W/LIQUID TUBE & CHROME POINT	32.5




6638 DTC



N19 TPC



707 TC



FS1336 TC

# Cotton Joyce Sweeps

COTTON SWEEPS MAY BE ORDERED WITH THE FOLLOWING FINISHES:

(P)PLAIN (H)HARDFACED (C)CHROME

Part No.	Description	Weight	Part No.	Description	Weight
21406	1/4 x 6	2.71	21416	1/4 x 16	6.5
21408	1/4 x 8	3.12	21418	1/4 x 18	7.6
21410	1/4 x 10	3.34	21420	1/4 x 20	8.3
21412	1/4 x 12	4.9	21422	1/4 x 22	8.7
21414	1/4 x 14	5.4	21424	1/4 x 24	10.0



21416P

# Ultra Wing Cotton Sweep

Part No.	Description	Weight	Part No.	Description	Weight
SUW6B7	1/4 x 6	2.7	SUW10B7	1/4 x 10	3.0
SUW8B7	1/4 x 8	2.8	SUW12B7	1/4 x 12	3.3

# Chisel Plow Sweeps



HC-16AF-2

**50 DEGREE STEM ANGLE AND TWO 1/2" HOLES ON 2-1/4" CENTERS**

Part No.	Description	Weight	Part No.	Description	Weight
AA5010-A	10" CUT	5.0	AA5016-2	16" CUT	6.60
AA5012-2	12" CUT	5.75	AA5018-2	18" CUT	7.1
AA5014-2	14" CUT	6.25			

## CHISEL PLOW SWEEPS (CONVENTIONAL)

**CONVENTIONAL SWEEPS ARE MADE OF 1/4" MATERIAL**

Part No.	Description	Weight	Part No.	Description	Weight
HC12F-2	12" CUT	5.75	HC16AF-2	16" CUT	6.6
HC14F-2	14" CUT	6.25	HC18AF-2	18" CUT	7.1

# Field Cultivator Sweep

FOR: 47 DEGREE STEM ANGLES, TWO 1/2" HOLES ON 2-1/4" CENTERS



AA4710-2



CC7B7H

## (ULTRA WING)


Part No.	Description	Weight	Part No.	Description	Weight
AA4710-2		10" CUT	AA4716-2		16" CUT
AA4712-2		12" CUT	AA4718-2		18" CUT
AA4714-2		14" CUT			

## (CONVENTIONAL)

1/4" MATERIAL, 7/16" HOLES

Part No.	Description	Weight	Part No.	Description	Weight
CC4B7		4" CUT	CC9B7		9" CUT
CC6B7		6" CUT	CC10B7		10" CUT
CC7B7		7" CUT	CC11B7		11" CUT
CC8B7		8" CUT	CC12B7		12" CUT


# Alabama Sweeps



AL18P

Part No.	Description	Weight	Part No.	Description	Weight
AL12B3LO	12" CUT	3.0	AL20B3LO	20" CUT	12.5
AL14B3LO	14" CUT	4.4	AL22B3LO	22" CUT	14.0
AL16B3LO	16" CUT	5.95	AL24B3LO	24" CUT	14.75
AL18B3LO	18" CUT	9.5			

# Combination Sweep Shovel




JS-12SSC

Part No.	Description	Weight	Part No.	Description	Weight
JS-06SS	1/4" x 6"		JS-14SS	1/4" x 14"	10.6
JS-08SS	1/4" x 8"		JS-16SS	1/4" x 16"	11.4
JS-10SS	1/4" x 10"		JS-18SS	1/4" x 18"	12.7
JS-12SS	1/4" x 12"	10.0			

Sweep Shovels may be ordered in the following finishes.

(P) PLAIN      (H) HARDFACED      (C) CHROME

# Furrowers



11W



H10UB



612

## ONE HOLE & ONE SLOT FOR 7/16" BOLT NICHOLS

Part No.	Description	Weight	Part No.	Description	Weight
#8	7" 9"	5.5	#12	12" 15"	12.5
#11N	8" 11"	7.3	#14	13" 15"	13.0
#11W	9" 11"	7.3	#15	15" 17"	15.0

### #346 FURROWER

#346 BUSTER TAKES THE PLACE OF THE LISTER SHARE AND ITS MOLDBOARDS AT FAR LESS COST. CAN BE USED ON A BEAM OR TOOL BAR, TOO.

Part No.	Description	Weight	Part No.	Description	Weight
#346	15" ACROSS BOTTOM 17" ACROSS WINGS	20	#346	TO STABILIZE #346 ON FOOTPIECE	5

FURROWERS MAY BE ORDERED WITH THE FOLLOWING FINISHES:

(P) PLAIN (H) HARDFACED

FURROWERS (HEAVY DUTY)—HIGH WING FURROWERS FOR ALL ROW CROP APPLICATIONS

HOLE PATTERN: One Hole, One Slotted For 1-1/4" To 2-1/4" Centers For 7/16" Plow Bolts.

#### WINGS: HIGH WING

Part No.	Description	Weight	Part No.	Description	Weight
H10UB	1/4" x 10"	10.40	H15UB	1/4" x 15"	13.75
H12UB	1/4" x 12"	11.30	H18UB	1/4" x 18"	16.25

SNUB NOSE FURROWERS- STANDARD FURROWERS FOR ALL ROW CROP APPLICATIONS.

HOLE PATTERN: Two 7/16" Plowbolt Holes On 2-1/4" Centers And One Middle Hole For 5/8" Carriage Bolt.

#### WINGS: SNUB NOSE-LOW WING


Part No.	Description	Weight	Part No.	Description	Weight
610	1/4" x 10"	8.55	615	1/4" x 15"	13.25
612	1/4" x 12"	10.85	618	1/4" x 18"	15.85

# Vegetable Knives

Part No.	Description	Weight
H38L	8" LEFT ROUND TURN HOE	
H38R	8" RIGHT ROUND TURN HOE	
H36L	6" LEFT ROUND TURN HOE	
H36R	6" RIGHT ROUND TURN HOE	
H78L	8" FELT SQUARE TURN HOE	3.6
H78R	8" RIGHT SQUARE TURN HOE	3.6
S1016R	6" WEISE CRESENT HOE	1.9
S1017L	6" WEISE CRESENT HOE	1.9
TP-7L	7" TENDER PLANT HOE	
TP-7R	7" TENDER PLANT HOE	
TP-9L	9" TENDER PLANT HOE	
TP-9R	9" TENDER PLANT HOE	




H38R



H78R



S1016R S1017L




TP-9R TP-9L




TP28

WE CUSTOM MAKE TENDER PLANT HOES IN ALL SIZES, PICTURED IS A TP-28.

# Danish Style Cultivation Parts



G1B G4B G7B



VS-103


Part No.	Description	Weight	Part No.	Description	Weight
VS-103	3 SHANK, 12" WIDE 5/8 x 2 SHANK	42	G9B	WINGS	1.6
VS-205	5 SHANK, 24" WIDE 5/8 x 2 SHANK	70	HU6653-12B	1-1/4 x 3/8 "S" TINE SHANK	6
G1B	REVERSIBLE POINT 1/4 MATERIAL	.75	HU6667-12B	1-1/4 x 1/2 "S" TINE SHANK	7.2
G2B	V PATTERN	.75	HU6658-HC	1-1/4 x 3/8 "S" TINE SHANK	8.6
G4B	V PATTERN	.90	HU6668-12B	1-1/2 x 1/2 "S" TINE SHANK	12.3
G4B7	V PATTERN	.90	2TC	CLAMP FOR 2" TOOL BAR	.8
G7B	V PATTERN	1.1	2.5TC	CLAMP FOR 2.5" TOOL BAR	.7

# Plow Shares


PLOW SHARES CAN BE ORDERED IN THE FOLLOWING FINISHES

(P) PLAIN (H) HARDFACED (C) CHROME


Part No.	Description	Weight
JD185L	JOHN DEERE LEFT SIDE	8
JD185R	JOHN DEERE RIGHT SIDE	8
JD164L	JOHN DEERE LEFT SIDE	8
JD164R	JOHN DEERE RIGHT SIDE	8
SWD57270	JOHN DEERE SWITCH	10
SWH79006	HARROW SWITCH PLAIN	10
OL184L	OLIVER PLOW SHARE	8.5
OL184R	OLIVER PLOW SHARE	8.5
OC185L	OLIVER CASE PLOW SHARE	8.5
OC185R	OLIVER CASE PLOW SHARE RIGHT	8.5
WC185L	WILCOX PLOW SHARE	8.5
WC185R	WILCOX PLOW SHARE	8.5
WC185LEX	WILCOX SHARE EXTENDED POINT	14.25
IH164R	INTERNATIONAL PLOW SHARE	8
IH164L	INTERNATIONAL PLOW SHARE	8
IH184R	INTERNATIONAL PLOW SHARE	8.5
IH184L	INTERNATIONAL PLOW SHARE	8.5




JD16RP



SWD57270P



SWH79006P




WC185REX A




IH184RP

# Reversible Double End Points



CC134-4



S1215P



1759DP

Part No.	Hole Size	Hole Spacing	Dimensions	End	Weight
CC37	7/16	1 3/4	3/8 x 2 x 11	SWEDGED	2.0
CC33	3/8	1-3/4	3/8 x 2 x 11	SWEDGED	2.0
AC72	3/8	2	3/8 x 2 x 11	SWEDGED	2.0
DF-10	3/8	1-3/4	5/16 x 1-3/4 x 11	SWEDGED	1.0
CS2	7/16	2	1/4 x 2 x 11	SWEDGED	.75
CS3	SLOT 7/16		1/4 x 2 x 11	SWEDGED	.75
CS4	SLOT 3/8		1/4 x 2 x 11	SWEDGED	.75
CC2B2	1/2	1-3/4	5/8 x 2 x 14	DIAMOND	2.5

## WITH CURVED BACK FOR FLEXI COIL, MORRIS & OTHERS

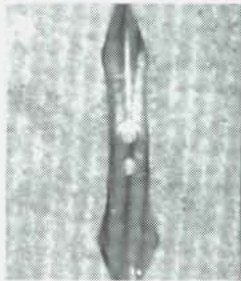
Part No.	Hole Size	Hole Spacing	Dimension	End	Weight
CC2SB2	1/2	1-3/4	5/8 x 2 x 14	DIAMOND	2.5

## WITH FLAT BACK FOR BOURGAULT

Part No.	Hole Size	Hole Spacing	Dimension	End	Weight
CB1	3/8	2	1/4 x 2 x 11	FLARED	1.5
CB2	3/8	2	3/8 x 2 x 11	SWEDGED	2.0
MM2	7/16	1-3/4	1/2 x 2 x 14	SWEDGED	4.0
MM2D	7/16	1-3/4	1/2 x 2 x 11	DIAMOND	4.0
MM2SLOT	7/16	SLOTTED	1/2 x 2 x 14	SWEDGED	4.0
S1215	1/2	SLOTTED	1/2 x 2 x 11	DIAMOND	3.0
1759D	1/2	2	1/2 x 2 x 15	DIAMOND	4.5



# Reversible Double End Points (cont.)



H23-5



HC2C8 P



H342A P

## HEAVY FORGED CHISELS

Part No.	Hole Size	Hole Spacing	Dimensions	Ends	Weight
H23-5	1/2	2-1/4	1-1/4 x 2 1/4 x 18	BULK	13.0
H22-5	1/2	2-1/4	1 x 2 1/8 x 18	BULK	8.0
H22-7	1/2	7/16	1 x 2-1/8 x 18	BULK	8.0


## CHISELS & SPIKES

Part No.	Hole Size	Hole Spacing	Dimensions	Ends	Weight
HC2C8	1/2	2-1/4	5/8 x 2 x 16	DIAMOND	5.5
#28	1/2	2-1/4	5/8 x 2 x 16	SWEDGED	5.3
H342SW	1/2	2-1/4	3/4 x 2 x 16	SWEDGED	6.7
H342D	1/2	2-1/4	3/4 x 2 x 16	DIAMOND	6.7
H342A	1/2	2-1/4	3/4 x 2 x 16	ALFALFA	6.2
3H	7/16	2-1/4	3/8 x 3 x 15	SWEDGED	4.4
HC4-2	1/2	2-1/4	3/8 x 4 x 15	DIAMOND	5.3
RA4	1/2	2-1/4	1/4 x 4 x 16	FLARED	4.2
RA4S	SLOTTED 1/2" HOLES		2-1/4-2-1/2"	FLARED	4.2
RA5	1/2	2-1/4	5/16 x 4 x 16	FLARED	5.7
RAS	SLOTTED 1/2" HOLES		2-1/4-2-1/2"	FLARED	5.7

# Ripper Points

## AC POINTS


Part No.	Description	Weight
AC125	1 x 2-1/2 x 12	10.5
AC125H	1 x 2-1/2 x 12	10.5
AC125C	1 x 2-1/2 x 12	16.5
AC133	1 x 3 x 12	11.2
AC133H	1 x 3 x 12	11.2
AC133C	1 x 3 x 12	17.2
AC144	1 x 4 x 12	15.00
AC144H	1 x 4 x 12	15.0
AC144C	1 x 4 x 12	26.6
AC342	3/4 x 2 x 12	6.5
AC342H	3/4 x 2 x 12	6.5
AC342C	3/4 x 2 x 12	10.5
AC343	3/4 x 3 x 12	9.0
AC343H	3/4 x 3 x 12	9.0
AC343C	3/4 x 3 x 12	16.0




AC125C



AC 133C



AC 144C



AC342C

## BIG ED

Part No.	Description	Weight
BE1LO	3/4 x 2 x 7	2.40
BE1LOH	3/4 x 2 x 7	2.40
BE1LOC	3/4 x 2 x 7	5.40
BE3424	1 x 2 x 7	4.0
BE3424H	1 x 2 x 7	4.0
BE342C	1 x 2 x 7	5.75
BE13	BOOT	0.25
BE125B	BOOT	0.50
BE1W	WELD ON	4.50



BE1LO



BE13




BE125B


# Ripper Points (cont.)

## BIG OX

Part No.	Description	Weight
BOP	CAST	3.40
BOP-H	CAST	3.40
BOP-C	CAST	3.40
BO1W	WELD ON	4.50



BOP




BOPC



BO1W

## CALDWELL

Part No.	Description	Weight
C8845	1/2 x 3 x 12	14.0
C8845H	1/2 x 3 x 12	15.0
C8845C	1/2 x 3 x 12	25.0



C8845

## INTERNATIONAL

Part No.	Description	Weight
IH14	3/4 x 2-1/2 x 8	2.57
IH14H	3/4 x 2-1/2 x 8	2.75
IH14C	3/4 x 2-1/2 x 8	6.75




IH14

## JOHN DEERE

Part No.	Description	Weight
JD12P	1 x 2 x 12	4.0
JD12H	1 x 2 x 12	4.0
JD12C	1 x 2 x 12	8.0
JD342	1 x 2-1/2 x 12	7.0
JD342H	1 x 2-1/2 x 12	7.0
JD342C	1 x 2-1/2 x 12	13.0
JD360	1 x 2-1/2 x 12	8.0
JD360C	1 x 2-1/2 x 12	14.25
JD360H	1 x 2-1/2 x 12	9.0
JDB	BOOT	1.0



JD12P



JD342C



JD360

# Ripper Points (cont.)

## R & R

Part No.	Description	Weight
R&R125	1 x 3 x 15	15.0
R&R125H	1 x 3 x 15	17.0
R&R125C	1 x 3 x 15	20.0
R&R120	1 x 3 x 15	17.0
R&R120H	1 x 3 x 15	19.0

Part No.	Description	Weight
R&R120C	1 x 3 x 15	21.0




R & R 125C

## WILCOX

Part No.	Description	Weight
WC125	1 x 2-1/2 x 12	15.0
WC125H	1 x 2-1/2 x 12	17.0
WC125C	1 x 2-1/2 x 12	20.0
WC20	1 x 4 x 12	25.0
WC20H	1 x 4 x 12	27.0

Part No.	Description	Weight
WC20C	1 x 4 x 12	32.0



WC125C

## KC POINT

Part No.	Description	Weight
KC-17C	1 x 4 x 17	43



KC-17C

## PITTSBURG

Part No.	Description	Weight
PIT125P	1 x 2-1/2 x 12	10
PIT125H	1 x 2-1/2 x 12	12
PIT125C	1 x 2-1/2 x 12	15.94



PIT 125P

# Ripper Shanks

**Part No. Description Weight**

## BIG OX

BOS-32P	32" PLAIN SHANK	
BOS-32H	32" HARDFACED SHANK	
BOS-32C	32" CHROMED SHANK	
BOS-40P	40" PLAIN SHANK	
BOS-40P	40" HARDFACED SHANK	
BOS-40C	40" CHROMED SHANK	
BOS-42P	42" PLAIN SHANK	
BOS-42H	42" HARDFACED SHANK	
BOS-42C	42" CHROMED SHANK	

## BIG ED

BES-28P	28" PLAIN SHANK	
BES-28H	28" HARDFACED SHANK	
BES-28C	28" CHROMED SHANK	
BESP-30P	30" PLAIN PARABOLIC SHANK	
BESP-30H	30" HARDFACED PARABOLIC SHANK	
BESP-30C	30" CHROMED PARABOLIC SHANK	

## SUPER ED

SES-32P	32" PLAIN SHANK	
SES-32H	32" HARDFACED SHANK	
SES-32C	32" CHROMED SHANK	

## JOHN DEERE

JD-900VP	32" PLAIN SHANK	
JD-900VH	32" HARDFACED SHANK	
JD-900VC	32" CHROMED SHANK	

## SUNDANCE SHANKS

SDS-30C	1" SUNDANCE SHANK	
SDS-13C	1 x 3 SUNDANCE SHANK	



SES-32C



SDS-30C



SDS-13C

# Tool Bar Shanks & Cultivator Shanks

## TOOL BAR SHANKS

Part No.	Description	Bolt	Centers	Weight
108011	5/8 x 1-1/2 x 24	7/16	1-1/2 - 2	6.1
108012	5/8 x 2 x 30	7/16	1-1/2 - 2	9.6
108014	3/4 x 2-1/2 x 28	7/16	1-1/2 - 2	14.4
S1336	1 x 3 x 36	1/2	3"	30.6



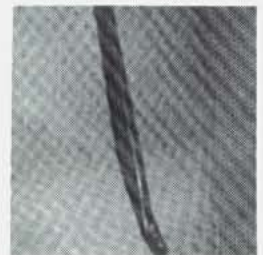
108012

## FOOT FORGED SHANKS

Part No.	Description	Bolt	Centers	Weight
108000	5/8 x 1-1/2 x 24	7/16	1-1/2 - 2	5.8
108001	5/8 x 2 x 30	7/16	1-1/2 - 2	10.0
108002	3/4 x 2-1/2 x 36	7/16	1-1/2 - 2	15.1
108071	3/4 x 2-1/2 x 36	7/16	1-1/2 - 2	18.4
108056	1 x 3 x 30			28.0



S1336



108056

## CULTIVATOR SHANKS

AT1611CR	5/8 x 2 x 26 WITH DNC053 CHROME POINT
AT1612CR	5/8 x 2 x 32 WITH DNC053 CHROME POINT
AT1613CR	3/4 x 2 x 32 FRONT SWEPT W/DNC657G CHROME POINT
N30	5/8 x 2 x 30 FRONT SWEPT SHANK PLAIN
N30C	5/8 x 2 x 30 FRONT SWEPT W/DNC657C CHROME POINT



AT1611CR



AT1613CR



N30C



N30


# Tool Bar Spacers

Part No.	Description	Weight	Part No.	Description	Weight
TBS-09	2-1/4 TO 2-1/4 x 9	20	TBS-18	2-1/4 TO 2-1/4 x 18	29
TBS-12	2-1/4 TO 2-1/4 x 12	23	TBS-20	2-1/4 TO 2-1/4 x 20	31
TBS-14	2-1/4 TO 2-1/4 x 14	25	TBS-24	2-1/4 TO 2-1/4 x 24	34
TBS-16	2-1/4 TO 2-1/4 x 16	27			


THESE BAR SPACERS ARE MEASURED FROM BAR CENTER TO BAR CENTER

TBS-4412	4 x 4 TO 4 x 4 x 12	23.74	TBS-7525	7 x 5 TO 2-1/4 x 12	26
TBS-4416	4 x 4 TO 4 x 4 x 16	25.62	TBS-7777	7 x 7 TO 7 x 7 x 12	28
TBS-4420	4 x 4 TO 4 x 4 x 20	27.5	TBS-7725	7 x 7 TO 2-1/4 x 12	27
TBS-5757	5 x 7 TO 5 x 7 x 12	25.75			

THESE BAR SPACERS ARE MEASURED BETWEEN BARS  
(WE CUSTOM MAKE BAR SPACERS FOR ANY APPLICATION)



TBS-4420



AT7500

## LILLISTON EXTENSION SPACERS

AT3500	3-1/2 TO 2-1/4 LILLISTON EXTENTION	66	AT7700	7 x 7 TO 2-1/4 LILLISTON EXTENTION	68
AT7500	7 x 5 TO 2-1/4 LILLISTON EXTENTION	67			

# Flails

Part No.	Description	Weight	Part No.	Description	Weight
K15208	MC SHREDDER FLAIL	2.5	1403F	BIG ED SHREDDER BLADE	4.2
S042	CUP KNIFE	.25			



FK15208



S2042



1404F

# Tool Bar Clamps, Caps, Straps, Footpieces & Shanks

## CAPS AND STRAPS

Part No.	Description	Centers	Bolt
PSC-2	1/2 x 4	4-1/2	1
PSC-3	3/8 x 3	4-1/2	3/4
TCC-4	3/4 x 3	5-3/4	7/8
TCC-3	3/4 x 2-1/2	4-3/4	7/8
TCC-2	3/4 x 2	4-1/2	3/4
TCC-1	5/8 x 1-1/2	4-1/2	5/8
DNC-088	WELDABLE FORGED BAR CAP	4-1/2	1
CAP4	CAP TO FIT 4" FLAT BAR	3/4 BOLT	3.0
CAP5	CAP TO FIT 5" FLAT BAR	3/4 BOLT	3.3
CAP7	CAP TO FIT 7" FLAT BAR	3/4 BOLT	4.4

## CAST FOOTPIECE

Part No.	Description	Centers	Weight
FP13C	1 x 3 2	5/8	7.75

## ROUND BAR CLAMP

C138RF	2	5/8	7.50
--------	---	-----	------

## FLAT BAR CLAMPS

C = CAST F = FABRICATED

AT4413C	4 x 4	1	CAST	20.0
AT4413F	4 x 4		FBRCTD	20.0
AT5713C	5 x 7		CAST	22.0
AT5713F	5 x 7	1	FBRCTD	22.0
AT7513C	7 x 5	1	CAST	19.5
AT7513F	7 x 5		FBRCTD	

## LILLISTON

AT7713C	7 x 7	1	CAST	21.0
AT7713F	7 x 7		FBRCTD	
AT3535	3-1/2 Dia	1		15.5

## CAST - DIAMOND BAR CLAMP

C582C	5/8 x 2 CLAMP for 2 1/4 Dia Bar		CAST	9.75
C342C	3/4 x 2 CLAMP for 2-1/4 Dia Bar		CAST	11.0
C133C	1 x 3 CLAMP		CAST	18.5




PSC-2



PSC-3



TCC-1 TCC-2 TCC-3 TCC-4



CAP4 CAP5 CAP7



DNC-088



FP13C



C138RF



AT4413C



AT7713C



AT3535



C342C



# American made A-frame

Part No.	Category	Pin Diameter	Inside Lift Pin
AF-1	1	7/8	25-1/2
AF-1HD	1	7/8	25-1/2
AF2	2	1-1/8	32
AF2HD	2	1-1/8	32
AF2QH	2	1-1/8	32
TP2	2	1-1/8	3-PIECE


TP2 A-FRAME MAY BE ORDERED TO FIT ANY SIZE BAR




AF-1



AF-2



AF2- QH



TP2

# Mulcher Teeth

(H) HARDFACED (C) CHROME

Part No.	Hole Centers	Size	Bolt Size
AT380	1	3/8 x 2 x 5	1/2
AT380H	1	3/8 x 2 x 5	1/2
AT380C	1	3/8 x 2 x 5	1/2
AT384	1-1/2	3/8 x 2-1/2 x 6	1/2
AT384H	1-1/2	3/8 x 2-1/2 x 6	1/2
AT384C	1-1/2	3/8 x 2-1/2 x 6	1/2
AT385	1-1/2	1/4 x 2-1/2 x 6	1/2
AT385H	1-1/2	1/4 x 2-1/2 x 6	1/2
AT385C	1-1/2	1/4 x 2-1/2 x 6	1/2
AT386	1-1/4	3/8 x 3 x 5-1/2	1/2
AT386H	1-1/4	3/8 x 3 x 5-1/2	1/2
AT386C	1-1/4	3/8 x 3 x 5-1/2	1/2
AT387	1-3/4	3/8 x 3 x 5-1/2	1/2
AT387H	1-3/4	3/8 x 3 x 5-1/2	1/2
AT387C	1-3/4	3/8 x 3 x 5-1/2	1/2



AT 380C



AT 387C

# Lister Accessories

Part No.	Description	Weight	Part No.	Description	Weight
0757	INTERNATIONAL SHARE	10.5	0757HW	INTERNATIONAL HIGH WING	11.25
287	JOHN DEERE SHARE	10.0	287HW	JOHN DEERE HIGH WING	11.25
0757W	INTERNATIONAL WING	8.6	LISSK	LISTER SHANK W/BRACKETS	70.
287W	JOHN DEERE WING	9.4	FP125	LISTER FOOTPIECE	9.8




0757H



0757W



287W



0757HW



287H



LISSK



FP125

# Clod Breaker

CB7575 BREAKER, COMES 7-1/2 WIDE & 7-1/2 DIAMETER & COMES W/5/8 x 2 x 20" SHANK

20.25



CB 7575

# Disk Blades

Part No.	Description	Weight	Part No.	Description	Weight
20S-3.5	20" SMOOTH 3.5 MM	13	26N-1/4	26" NOTCHED 6MM-1/4-3GA	38
20N-3.5	20" NOTCHED 3.5MM	12	28S-1/4	28" SMOOTH 6MM-1/4-3GA	46
22S-5/32	22" SMOOTH 4MM-5/32-8GA	18	28N-1/4	28" NOTCHED 6MM-1/4-3GA	44
22N-5/32	22" NOTCHED 4MM-5/32-8GA	17	28S-5/16	28" SMOOTH 8MM-5/16	57
22S-3/16	22" SMOOTH 4.5MM-3/16-7GA	21	28N-5/16	28" NOTCHED 8MM-5/16	55
SSN-3/16	22" NOTCHED 4.5MM-3/16-7GA	20	28S-1/4	28" SMOOTH FLAT CENTER 6MM -1/4"	
24S-3/16	24" SMOOTH 4.5MM-3/16-7GA	25	28N-1/4	28" NOTCHED FLAT CENTER 6MM-1/4"	
24N-3/16	24" NOTCHED 4.5MM-3/16-7GA	24	32N-3/8	32" NOTCHED 9.5MM-3/8	90
24S-14	24" SMOOTH 6MM-1/4-8GA	34			
24N-1/4	24" NOTCHED 6MM-1/4-8GA	32			
26S-3/16	26" SMOOTH 5MM-3/16	33			
26N-3/16	26" NOTCHED 5MM-3/16	31			
26S-1/4	26" SMOOTH 6MM-1/4-3GA	40			



24S-14

# Sled Runners

Part No.	Description	Weight
ATR-44	3/8 x 2-1/2 x 44-1/4 SLED RUNNER	11
ATR-44H	3/8 x 2-1/2 x 44 1/4 HARDFACED	13
ATR-44C	3/8 x 2-1/2 x 44-1/4 CHROME	21
ATR-445C	1/2 x 3 x 44-1/4 CHROME	34
ATR-56	3/8 x 2-1/2 x 56 SLED RUNNER	15
ATR-56H	3/8 x 2-1/2 x 56 HARDFACED	17.5
ATR-56C	3/8 x 2-1/2 x 56 CHROME	26
BW38472	3/8 x 4 x 72 BW RUNNER	36.5
BW38472H	3/8 x 4 x 72 BW RUNNER HARDFACED	40.5
BW38472C	3/8 x 4 x 72 BW RUNNER CHROME	68.36
BUF38473	3/8 x 4 x 73 BUFFALO RUNNER	24.5
BUF38473H	3/8 x 4 x 73 BUFFALO HARDFACED	28.5
BUF38473C	3/8 x 4 x 73 BUFFALO CHROME	56.36
BW14815	1/4 x 8 x 15 BW BED SHAPER	32



ATR-44




ATR-56



BW-38472



BUF-38473



BW-14815

# Steel Roller Rings

THESE RINGS ARE 100% GUARANTEED AGAINST BREAKAGE

Part No.	Description	Weight
SRR12	12" STEEL ROLLER RING	14
SRR13	13" STEEL ROLLER RING	15
SRR14	14" STEEL ROLLER RING	16
SRR16	16" STEEL ROLLER RING	18



SRR 13

# Bearing Guards

Part No.	Description	Weight	Part No.	Description	Weight
AW-X88	FITS DOMERIES DISC	1.25	RPM740	FITS MILLER or COOK DISC	5
412091	FITS AC DISC	3			



AW-X88



412091



RPM 740

# Disk Scrapers

Part No.	Description	Weight	Part No.	Description	Weight
411000	FITS AC DISK or KRAUSE	2.5	411001	DISK ARM FITS AC DISK	3.75
412870	FITS TOWNER DISK	7			



412870



411000



411001

**AG**  
**WELD, INC.**

1234 G Street  
Wasco, CA 93280  
Hotline - (805) 758-3061